








# Vivacolor Snickeri

## Wood filler

- Waterborne
- Ready to use
- Extra fine
- Excellent adhesion
- Smooth and strong surface
- Minimal shrinking

TECHNICAL DATA		
<b>Fields of application</b>	Wood, fibreboard and metal surfaces in dry premises. Suitable for smoothing doors, furniture, window frames, etc. Filler leaves very strong and smooth surface.	
<b>Binder</b>	Acrylic copolymer	
<b>Filler</b>	Dolomite	
<b>Max particle size</b>	0,03 mm	
<b>Max layer thickness</b>	2 mm	
<b>Adhesion</b>	1,5 N/mm <sup>2</sup>	
<b>Colour</b>	White	
<b>Coverage (per coat)</b>	0,5 mm thin coat plastering: ~ 0,5 l/m <sup>2</sup>	
<b>Application method</b>	To be applied with spatula	
<b>Drying time</b>	(at +23 °C, relative air humidity (RH) 50%) 1 mm 2-3 hours .	
<b>Cleaning of painting tools</b>	Water	
<b>Storage</b>	Protect the product from frost!	
<b>Storage time</b>	In tightly closed original container 2 years from production date (stated on can).	
<b>Solid content</b>	About. 75 % m/m.	
<b>Density</b>	About 1,8 kg/l (ISO 2811) .	
<b>Packaging</b>	0,6 L; 3 L	

## INSTRUCTIONS FOR USE

### PREPARATION

#### Unpainted surfaces:

Clean the surface from dust and dirt. Wash greasy surfaces with cleansing agent *Special Clean*, rinse with water and allow to dry. Prime wood and fibreboard surfaces with *Special Primer* and metal surfaces with *Universal Korrostop* or *Universal Korrostop+*

#### Previously painted surfaces:

Clean the surface from residues of old paint, dust and dirt. Wash greasy or previously painted surfaces with cleansing agent *Special Clean*, rinse with water and allow to dry. Sand the glossy surfaces of old paint to matt finish, remove dust. Prime wood and fibreboard surfaces with *Special Primer* and metal surfaces with *Universal Korrostop* or *Universal Korrostop+*

### APPLICATION CONDITIONS

Surface should be clean and dry, temperature of ambient air should be above +5 °C, and relative air humidity should be lower than 80%. Avoid draught and high temperatures during application.

### APPLICATION

Apply filler with spatula. Sand filled surface when it is dried, remove dust. Eye protection and dust mask are recommended when sanding. Apply second layer of filler when needed.

### CLEANING OF TOOLS

Clean painting instruments from liquid filler residue, then wash with water

### ENVIRONMENTAL, SAFETY AND WASTE REGULATORY

Do not discharge the product into sewerage systems, watercourse, nor pour it onto the ground.

Dry and empty containers should be discarded in compliance with the local regulations.

<b>CE</b>	
AS Tikkurila, Liimi 5, 10621 Tallinn, Estonia	
13	
No. VC-13-06b	
EN 15824:2009	
Internal plaster based on organic binders	
Reaction to Fire	B-s1,d0
Release of dangerous substances	NPD
Adhesion:	≥ 0,30 MPa

### TRANSPORTATION

Protect from frost!

### ADDITIONAL PRODUCT INFORMATION

[www.vivacolor.ee](http://www.vivacolor.ee)

The data above are verified and correct and based on the laboratory tests held as well as on practical experience. Our management system is certified against international standards ISO 9001 and ISO 14001. As a producer, we cannot be held responsible for any losses incurred upon non-compliance with the technical data sheets or application terms for a particular product. AS TIKKURILA Liimi 5, 10621 Tallinn, Estonia, tel +372 650 11 11, fax +372 650 11 22, e-mail: info.ee@tikkurila.com

