

**Pullex Bodenöl**

**50527 ff**

Solvent-based pigmented oil for horizontal wooden surfaces in outdoor areas for DIY and industrial use

**PRODUCT DESCRIPTION**


**General**

Water-repellent and highly penetrating oil for horizontal wooden surfaces in outdoor areas (open-porous). It protects hardwoods and softwoods from impurities and moisture. It allows the wood to breathe and reduces swelling and shrinking. Special micronised pigments ensure excellent resistance to weathering and UV as well as outstanding colour shade stabilisation of exotic types of wood. Easy to handle and process without laps. Without addition of aromatic solvents.

**Special properties and standards**

- The coating is protected against blue stain and mold by a biocidal active substance.
- Active substance:**  
0.3% (0.3 g / 100 g) IPBC (3-iodopropinyl butylcarbamate)

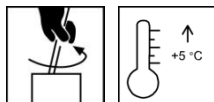
**Application areas**




- For horizontal wooden surfaces that are not dimensionally stable used outdoors such as balcony floors, landing stages, terraces, etc.
- Particularly suitable for types of wood such as larch and exotic types of wood such as Bangkirai, Teak and Massaranduba.

**PROCESSING**

**Instructions for use**



- Please stir the product before use.
- Do not apply if temperatures are below 5 °C or higher than 30 °C and/or relative humidity > 80%.
- The formation of a film must be avoided at all costs!
- The flow of resin cannot be avoided based on the coating method.
- It is optimal to apply a coating on all sides prior to installation. Following it is recommended to seal the cut edges using ADLER Allwetterlack 50020 ff (2 coats).
- Residual plaster (high level of alkalinity) or ferrous dust (rust formation) may lead to black discoloration on larch wood and other types of wood rich in extracts.
- The formation of "footprint marks" is natural in case of highly frequented surfaces. These may, however, be eliminated with ease using regular preservative coatings (see preservative coat).

**Application technique**

Application method	Brushing
Yield per application (m <sup>2</sup> /l)	approx. 15

**The product is ready for use.**

**Attention: Do not spray the product!**

The shape, the properties and moisture of the substrate affect the consumption/yield. Accurate values for consumption must be obtained by applying trial coats in advance.

**Drying times**

(at 23 °C and 50 % rel. humidity)



Recoatable	after approx. 12 hours
------------	------------------------

The figures given above are reference values. The drying time depends on the type of substrate, coat thickness, temperature, air exchange and relative atmospheric humidity.

Lower temperatures and/or high level of atmospheric humidity can increase the drying time.

On types of woods rich in extracts (such as oak, iroko), the drying process may take longer.

**Cleaning the working equipment**

With ADLER Adlerol aromatenfrei 80301.

**SUBSTRATE****Type of substrate**

Fine and coarse-pored hardwoods, softwood, thermo treated wood.

**Substrate property (or condition)**

The substrate must be dry, clean, capable of holding the paint, free from separating substances such as grease, wax, silicone, resin etc. and free from wood dust, as well as tested for suitability for coating.

Please observe and follow ÖNORM B 2230-1.

See also VOB, Part C, DIN 18363, Paragraph 3, painting and coating work.

Please observe BFS data sheet no. 18.

**Wood moisture**


**Hardwoods:** 12 % +/- 2 %

**Softwoods:** 15 % +/- 2 %.

**Preparation of the substrate**

For optimal durability, we recommend sanding smooth wooden surfaces such as planed wood with grit size 80 in the direction of the fiber, cleaning them thoroughly and removing wood extractives, such as resin and pitch pockets. Round off any sharp edges.

Clean highly resinous timbers and exotic timbers containing drying retardant components with ADLER Nitro-Verdünnung 80001.

<b>COATING SYSTEM</b>	
<b>Primer coat</b>	Apply 1 coat of Pullex Bodenöl 50527 ff Intermediate drying: approx. 12 hours
<b>Final coat</b>	Apply 1 coat of Pullex Bodenöl 50527 ff
<b>MAINTENANCE AND RENOVATION</b>	
<b>Maintenance and renovation</b>	<p>The durability depends on several factors. These include particularly the type of weathering, constructional protection, mechanical stress and the choice of colour applied. To obtain long durability, preservation work is necessary in time. Therefore we recommend annual maintenance.</p> <p>If required, remove dust and dirt from the surfaces that are still intact and apply 1 <b>thin</b> coat of Pullex Bodenöl 50527 ff using a brush. Avoid film formation at all costs!</p>
<b>Renovation</b>	<p>Sand old or weathered coatings until the raw wood. Further processing as per new coating (see coating system).</p> <p>Please observe the relative technical data sheets of the products.</p>
<b>ORDERING INFORMATION</b>	
<b>Size of trading unit</b>	750 ml; 2.5 l
<b>Color shades/degree of gloss</b>	<p>Java 50527 Congo 50528 Lärche 50547</p> <p><b>Color4You</b> </p> <p>Other colour shades can be obtained using the <b>ADLER colour mixing system Color4You</b>.</p> <p>Base W30, colourless to brighten up, 50546</p> <ul style="list-style-type: none"> <li>• The final colour is basically obtained from the inherent colour of the wood, the applied quantity, the colour of the impregnation and the colour of the finishing coat.</li> <li>• It is recommended to prepare a trial colour sample on the original substrate using the coating system selected in order to assess the final colour shade.</li> <li>• In order to ensure uniformity of the colour shade, use only material having the same batch number on a given surface.</li> <li>• Apply exclusively pigmented colour shades to ensure a good weather resistance</li> <li>• Please consume blended products within 3 months.</li> </ul>
<b>Supplementary products</b>	<p>ADLER Adlerol 80301 ADLER Nitroverdünnung 80001 ADLER Allwetterlack 50020 ff</p>

---

## FURTHER DETAILS

---

### Durability / Storage

At least 3 years in the original sealed containers.

We recommend that you transfer the contents of open containers to smaller ones in order to prevent gelling / skin formation.

---

### Safety-related information



Please follow our “Guidelines on the use of wood preservatives” and the associated safety data sheet! The current version can be retrieved from the Internet at [www.adler-lacke.com](http://www.adler-lacke.com)

When using cloths that have been soaked with oxidative drying products, there is a risk of spontaneous combustion! Spread soaked cloths out and let them dry; it is necessary to store them in sealed metal containers or under water.

---