

## Pullex Holzöl

50520 ff

Solvent-based oil for vertical wood surfaces in the outdoor area for industrial and professional use

### PRODUCT DESCRIPTION

#### General

High-binder wood oil for wood in outdoor areas based on modified oils with very good penetration capability and special highly-effective UV absorbers. The product is formulated without addition of aromatic solvents.


#### Special properties and standards

- The coating is protected against blue stain and mold by a biocidal active substance.

**Active substance:**

0.3% (0.3 g / 100 g) IPBC (3-iodopropinyl butylcarbamate)

#### Application areas



- For non-dimensionally and limited dimensionally stable timber components for exterior, such as e.g. wooden houses, wood cladding, profile-boards, balconies or wood panelling.
- For dimensionally stable timber elements such as windows and front doors, if an oiled surface is decidedly desired (coating cycle does not meet the standard norms and guidelines, such as ÖNORM B 3803, ÖNORM C 2350).
- We recommend Pullex Bodenöl 50527 ff for terrace floors and landing stages.

Please observe the relative technical data sheets of the products.


### PROCESSING

#### Instructions for use



- Please stir the product before use.
- Do not apply if temperatures are below 5 °C or higher than 30 °C and/or relative humidity > 80%.
- For new timber components we recommend an all-over coating
- Brush horizontal wood elements thinly to prevent peeling due to too high a film thickness.
- The flow of resin cannot be avoided based on the coating method.
- Water-soluble wood extracts can be leached particularly by driving rain. This can be minimized by an all-over coating and additional sealing of the end grains.
- Residual plaster (high level of alkalinity) or ferrous dust (rust formation) may lead to black discoloration on larch wood and other types of wood rich in extracts.

**Application technique**



| Application method                                   | Brushing        |
|--|-----------------|
| Yield per application (m <sup>2</sup> /l)            | approx. 12 - 15 |
| Yield per application (m <sup>2</sup> /l) rough sawn | approx. 8 - 10  |

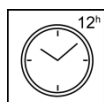
**Attention: Do not spray the product!**

**The product is ready for brush.**

The shape, the properties and moisture of the substrate affect the consumption/yield. Accurate values for consumption must be obtained by applying trial coats in advance.

**Drying times**

(at 23 °C and 50 % rel. humidity)



|            |                        |
|------------|------------------------|
| Recoatable | after approx. 12 hours |
|------------|------------------------|

The figures given above are reference values. The drying time depends on the type of substrate, coat thickness, temperature, air exchange and relative atmospheric humidity.

Lower temperatures and/or high level of atmospheric humidity can increase the drying time.

On types of woods rich in extracts (such as oak, iroko), the drying process may take longer.

**Cleaning the working equipment**



With ADLER Adlerol Aromatenfrei 80301.

**SUBSTRATE**

**Type of substrate**

Softwood and hardwood as well as plywood materials which are suitable for the exterior, such as, for example, solid wooden boards, glued laminated timber (GLT or Glulam) and solid structural timber (SST), etc.

**Substrate property (or condition)**

The substrate must be dry, clean, capable of holding the paint, free from separating substances such as grease, wax, silicone, resin etc. and free from wood dust, as well as tested for suitability for coating.

Please observe and follow ÖNORM B 2230 Part 1.

See also VOB, Part C, DIN 18363, Paragraph 3; painting and coating work.

Please observe BFS data sheet no. 18.

**Wood moisture**

**Hardwoods:** 12 % +/- 2 %

**Softwoods:** 15 % +/- 2 %.

**Preparation of the substrate**

For optimal durability, we recommend sanding smooth wooden surfaces such as planed wood with grit size 80 in the direction of the fiber, cleaning them thoroughly and removing wood extractives, such as resin and pitch pockets. Round off any sharp edges.

Clean highly resinous timbers and exotic timbers containing drying retardant components with ADLER Nitro-Verdünnung 80001.

Please observe the relative technical data sheets of the products.

## COATING SYSTEM

|                     |  |
|---------------------|--|
| <b>Impregnation</b> | <p>If necessary, apply 1 coat of Pullex Imprägnier-Grund 4436000200 (applies to timbers of durability class 3-5 according to EN 350-2.) to protect against blue stain, fungal decay and insect infestation.</p> <p>Intermediate drying: approx. 12 hours</p> <p>Please observe the relative technical data sheets of the products.</p> |
| <b>Primer coat</b>  | <p>1x Pullex Holzöl 50520 ff</p> <p>Intermediate drying: approx. 12 hours</p>  |
| <b>Final coat</b>   | <p>1x Pullex Holzöl 50520 ff</p>   |

## MAINTENANCE AND RENOVATION

|                    |   |
|--------------------|---|
| <b>Maintenance</b> | <p>The durability depends on several factors: These include particularly the type of weathering, constructional protection, mechanical stress and the choice of colour applied. To obtain long durability, preservation work is necessary in time. Therefore, we recommend annual maintenance.</p> <p>If required, remove dust and dirt from the still intact areas and paint 1 x with Pullex Holzöl 50520 ff.</p> <p>On deep-pored hardwoods, e.g. Oak, Iroko, shorter maintenance intervals must be anticipated.</p> <p>Colour shade Colourless: Greying is delayed, not prevented.</p> <p>Please follow our "<b>Working guideline for coating dimensionally stable and limited dimensionally stable construction elements - Maintenance and Renovation.</b>"</p> |
| <b>Renovation</b>  | <p>Sand down weathered or greyed wood to the raw wood.</p> <p>Further processing as per new coating (see coating system).</p>   |

## ORDERING INFORMATION

|                             |                      |
|-----------------------------|----------------------|
| <b>Size of trading unit</b> | 750 ml, 2.5 ml, 10 l |
|-----------------------------|----------------------|

|                                     |         |       |
|-------------------------------------|---------|-------|
| <b>Color shades/degree of gloss</b> | Farblos | 50520 |
|                                     | Lärche  | 50521 |
|                                     | Natur   | 50522 |

**Color4You** 

Other colour shades can be obtained using the **ADLER colour mixing system Color4You.**

**Base paints:**  
Base W30 50520

- The final colour is basically obtained from the inherent colour of the wood, the applied quantity, the colour of the impregnation and the colour of the finishing coat.
- It is recommended to prepare a trial colour sample on the original substrate using the coating system selected in order to assess the final colour shade.
- In order to ensure uniformity of the colour shade, use only material having the same batch number on a given surface.
- Apply exclusively pigmented colour shades to ensure a good weather resistance.
- Please consume blended products within 3 months.

---

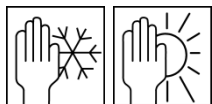
**Supplementary products**

ADLER Adlerol 80301  
ADLER Nitro-Verdünnung 80001  
Pullex Imprägnier-Grund 4436000200  
Pullex Bodenöl 50527 ff

---

**FURTHER DETAILS**

---

**Durability / Storage**

At least 5 years in the original sealed containers.

Make sure the product is protected against moisture, direct sunlight, frost and high temperatures (above 30 °C).

We recommend to transfer the contents of open containers to smaller ones in order to prevent gelling / skin formation.

---

**Technical specifications**

VOC content      EU threshold for Pullex Holzöl (Cat. A/e):      400  
g/l (2010). Pullex Holzöl contains maximum  
400 g/l VOC (Volatile Organic Compounds).

---

**Safety-related information**

Please pay attention to the associated safety data sheet. The current version can be accessed on the Internet at [www.adler-lacke.com](http://www.adler-lacke.com).

When using cloths that have been soaked with oxidative drying products, there is a risk of spontaneous combustion! Spread soaked cloths out and let them dry; it is necessary to store them in sealed metal containers or under water.

---